

PARTICOLARI CARATTERIZZANTI

Specific details

Bedeutende Merkmale

Details qui caracterisent

Particulares especiales

IDROBOX

ANTE BATTENTI 105°

*HINGED DOORS WITH 105° OPENING SYSTEM
DREHTÜREN 105
PORTES BATTANTES 105°
PUERTAS BATIENTES 105°*



ANTE BATTENTI 180°/270°

*HINGED DOORS WITH 180°/270° OPENING SYSTEM
DREHTÜREN 180°/270°
PORTE BATTANTES 180°/270°
PUERTAS BATIENTES 180°/270°*



ANTE SOFFIETTO

*FOLDING DOOR
FALTTÜREN
PORTES PLIANTES
PUERTAS PLEGABLES*




CASSETTI METALLICI ESTRAZIONE TOTALE CHIUSURA RALLENTATA

*METALLIC DRAWERS WITH FULL-EXTRACTION
AND SOFT CLOSURE TRACK SYSTEM
METALLISCHE LADEN MIT VOLLAUSZUG
UND GEDÄMPFTER SCHLISSUNG
TIROIRS MÉTALLIQUE SORTIE TOTALE ET FERMETURE RALENTIE
CAJONES METÁLICOS CON GUÍAS DE APERTUTA TOTAL
Y CIERRE AMORTIGUADO*



ANTA A 45° CON PRESA A GOLLA

*45° CUT DOOR WITH GRIP OPENING
TÜR MIT ABSCHRÄGUNG 45° UND AUSKEHLUNG
PORTE À 45° AVEC PRISE DE MAIN
PUERTAS CON CANTOS DE 45° Y UÑERO*



CERNIERA CON CHIUSURA AMMORTIZZATA INTEGRATA A SCOMPARSA SALICE

*SOFT-CLOSURE BUILT-IN SALICE HINGE
SCHARNIER MIT VERSTECKTER, GEDÄMPFTER SCHLISSUNG
SALICE
CHARNIÈRES AVEC FERMETURE RALENTIE
INTÉGRÉ ET INVISIBLE SALICE
BISAGRA CON CIERRE AMORTIGUADO INTEGRADO OCULTO
SALICE*



PARTICOLARI CARATTERIZZANTI

Specific details

Bedeutende Merkmale

Details qui caractérisent

Particulares especiales

IDROBOX

OPTIONAL su richiesta

*OPTIONAL on demand
OPTIONAL nach Anfrage
OPTIONAL sur demande
OPTIONAL a petición*



ZOCCOLO H. 8 IN ESTRUSO PLASTICO RIVESTITO FOGLIA ALLUMINIO

*PLINTH H. 8 cm IN EXTRUDED PLASTIC COVERED BY ALUMINIUM LEAF
SOCKEL H. 8 cm AUS GEPRESSTER PLASTIK, ALUMINIUMFOLIE BESCHICHTET
H. 8 cm EN PLASTIQUE EXTRUDÉE COUVERT AVEC FOUILLE SOCLE ALUMINIUM
ZÓCALO A. 8 cm EXTRUDIDO PLÁSTICO REVESTIDO DE HOJA DE ALUMINIO*

DI SERIE

*STANDARD
SERIENMÄSSIG
STANDARD
ESTÁNDAR*



PIEDINO H. 8 cm

*FOOT H. 8 cm
FUSS H. 8 cm
PIED H. 8 cm
PATA A. 8 cm*

CESTI ESTRAIBILI IN ABS

*EXTRACTABLE ABS BASKETS
AUSZIEHBARE KASTEN IN ABS
PANIER EXTRACTION EN ABS
CESTAS EXTRAÍBLES EN ABS*



PATTUMIERA ESTRAIBILE PER DIFFERENZIATA

*EXTRACTABLE DUSTBIN FOR DIFFERENTIATED COLLECTION
AUSZIEHBARER ABFALLEIMER FÜR DIFFERENZIERTE
SAMMLUNG
POUBELLE EXTRACTION EN COMPARTIMENT
BASURERA EXTRAÍBLE PARA DIFERENCIADA*



IGIENIZZATORE PER IL TRATTAMENTO DELL'ARIA ALL'INTERNO DI VANI CHIUSI

*AIR FRESHENER DEVICE FOR CLOSED COMPARTMENTS
VORRICHTUNG ZUR LUFTAUFBEREITUNG IN GESCHLOSSENEN
DISPOSITIF POUR LE TRAITEMENT DE L'AIR À L'INTÉRIEUR
DE COMPARTIMENTS FERMÉS
DISPOSITIVO PARA EL TRATAMIENTO DEL AIRE
EN EL INTERIOR DE COMPARTIMENTOS CERRADOS*



CARATTERISTICHE TECNICHE

Technical features

Technische Eigenschaften

Caracteristiques techniques

características técnicas

IDROBOX

MELAMINICO • MELAMINE

STRUTTURA: pannello di particelle di legno con certificazione EPA-TSCA-CARB P2 a basse emissioni di formaldeide

FRONTALI: pannello di particelle di legno con certificazione EPA-TSCA-CARB P2 a basse emissioni di formaldeide

STRUCTURE: Wooden particle board EPA-TSCA-CARB P2 certified panel with low formaldehyde emission

FRONT: Wooden particle board EPA-TSCA-CARB P2 certified panel with low formaldehyde emission

LACCATO • LACQUERED

STRUTTURA: pannello di particelle di legno con certificazione EPA-TSCA-CARB P2 a basse emissioni di formaldeide, nobilitato bianco laccato con vernici base acqua finitura satinata 36 colori

FRONTALI: pannello di particelle di legno con certificazione EPA-TSCA-CARB P2 a basse emissioni di formaldeide, nobilitato bianco laccato con vernici base acqua finitura satinata 36 colori

CASSETTONI: "Cassetto metallico ad estrazione totale con chiusura rallentata Blumotion bianco"

MANIGLIA: presa a gola su anta

RIPIANI: nobilitato bianco sp. 18 mm.

STRUCTURE: Wooden particle board EPA-TSCA-CARB P2 certified panel with low formaldehyde emission, white laminate, lacquered with water-borne paints, satin finish in 36 colours.

FRONT: Wooden particle board EPA-TSCA-CARB P2 certified panel with low formaldehyde emission, white laminate, lacquered with water-borne paints, satin finish in 36 colours.

DRAWERS: Total extraction metal drawer with soft-closing mechanism. White Blumotion closing mechanism

HANDLE: C-channel on leaf

SHELVES: 18 mm width white chipboard

Maniglia

Handle - Griff - Poignée - Tirador



Abbinabile modelli MINIMA - SESSANTA - LAPIS NEW

Shoe cabinets that can be matched to the MINIMA - SESSANTA - LAPIS models

Kombinierbare Schuhschränke Modell MINIMA - SESSANTA - LAPIS

Meuble à chaussures à coordonner au modèle MINIMA - SESSANTA - LAPIS

Zapatos se pueden combinar modelo MINIMA - SESSANTA - LAPIS

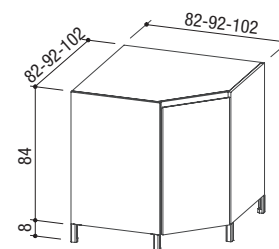
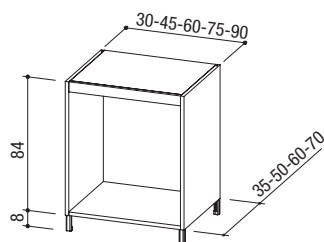
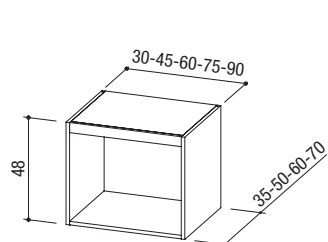
MODULARITÀ

Modules
Modularität
Modularité
Módulos

IDROBOX

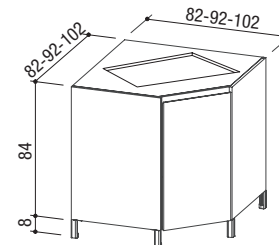
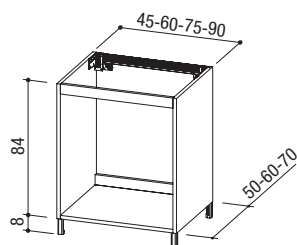
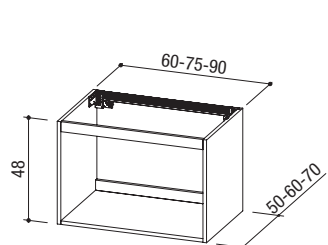
BASI

Bases
Schränke
Bases
Bases



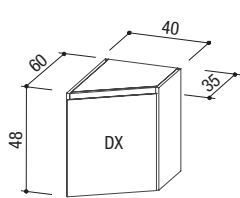
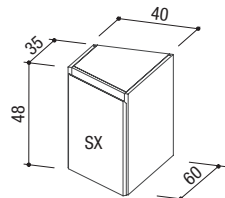
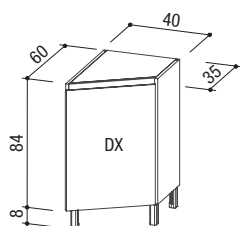
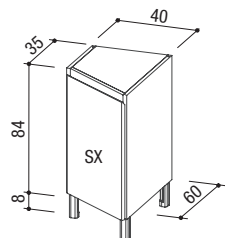
BASI LAVABO

Washbasin - bases
Waschbeckenschränke
Bases lavabo
Bases lavabo



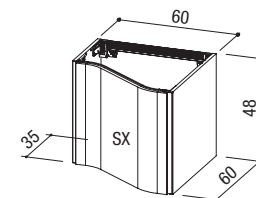
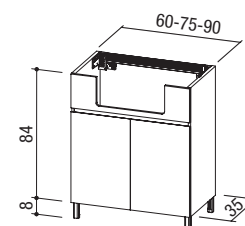
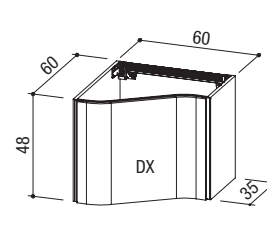
BASI SPECIALI

Special bases
Spezielle Waschbeckenschränke
Bases spéciales
Bases lavabo especiales



BASI LAVABO SPECIALI

Washbasin special bases
Waschbeckenschränke
Bases lavabo spéciales
Bases lavabo



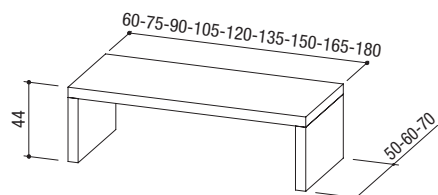
MODULARITÀ

Modules
Modularität
Modularité
Módulos

IDROBOX

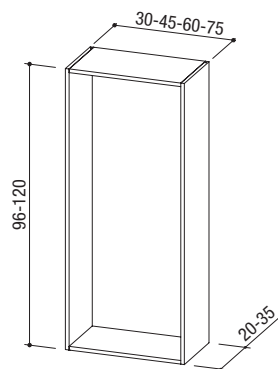
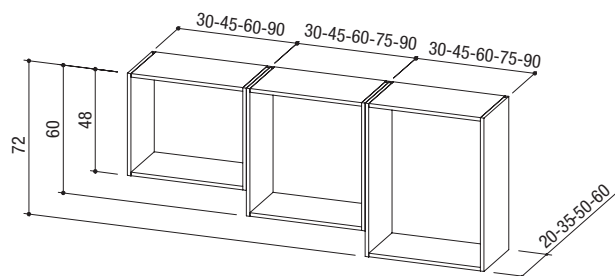
PANCA

Bench
Bank
Banc
Banca



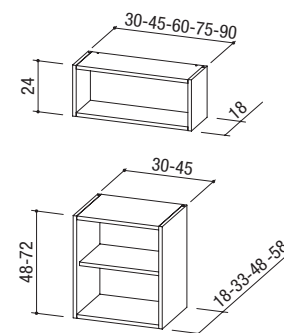
PENSILI

Wall units
Hängeschränke
Elements suspendus
Colgantes



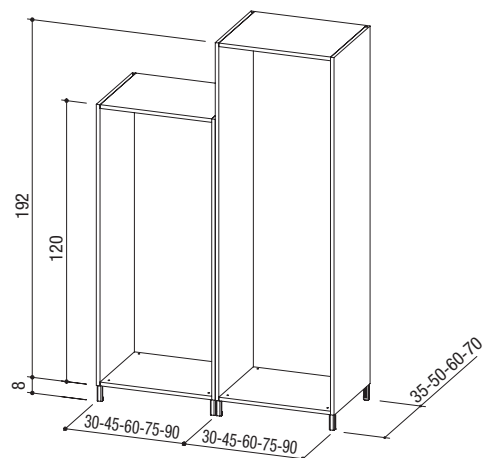
ELEMENTI A GIORNO

Open units
Offene Regale
Éléments ouverts
Elementos abiertos



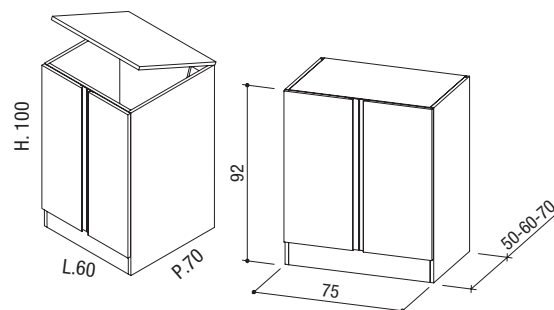
COLONNE

Tall units
Hochschränke
Colonnes
Columnas



BASE PORTALAVATRICE

Washing machine base unit
Schrank für Waschmaschine
Bases porte-machine à laver
Bases lavabo para lavadora



COLONNA PORTALAVATRICE

Tall unit with washing machine fitting
Hochschrank für Waschmaschine
Colonne porte-machine à laver
Columna para lavadora

