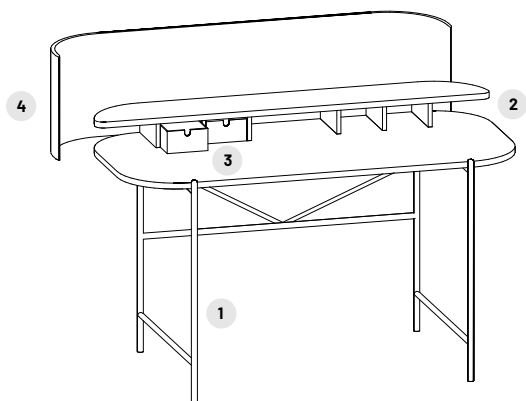


SUPERNOVA



- 1 basamento in metallo
metal base
- 2 piano e alzatina in legno
wood top and upstand
- 3 cassetti in cuoio
hard leather drawers
- 4 guscio in cuoio
hard leather shell

BASAMENTO: realizzato in metallo verniciato a polveri epossidiche nelle finiture metallo.

PIANO E ALZATINA: realizzati con pannelli di particelle di legno sp. 20 mm rivestiti con nobilitazione melaminica, laccati o impiallacciati legno e verniciati.

CASSETTI: realizzati in cuoio nei colori a campionario.

GUSCIO: disponibile in cuoio nei colori a campionario.

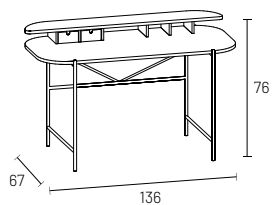
BASE: epoxy powder-coated metal varnished in all the metals finishes.

TOP AND UPSTAND: made of wood particle-board panels, 20 mm th., melamine laminated, lacquered or wood veneered and varnished.

DRAWERS: upholstered with hard leather according to the finishes available in the sample book.

SHELL: upholstered with hard leather according to the finishes available in the sample book.

SUPERNOVA
SUPERNOVA

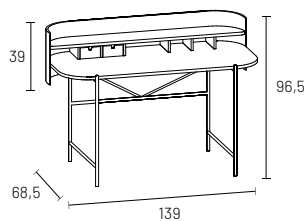


	L	H	P
	W	H	D

basamento metallo 1 metal base 1	136	76	67
-------------------------------------	------------	----	----

basamento metallo 2 metal base 2	136	76	67
-------------------------------------	------------	----	----

SUPERNOVA con guscio
SUPERNOVA with shell



	L	H	P
	W	H	D

basamento metallo 1 metal base 1	139	96,5	68,5
-------------------------------------	------------	------	------

basamento metallo 2 metal base 2	139	96,5	68,5
-------------------------------------	------------	------	------