

TRACCIA

BASI

BASE UNITS



Struttura caratterizzata da tre lati uniti a 45° e coperchio dritto.

APERTURA: gola con profilo in alluminio nelle finiture bianco, nero o titanio; disposta in orizzontale.

FRONTALI: pannelli di particelle di legno certificati CARB-02 sp 18 mm rivestiti con nobilitazione melaminica, laccati o impiallacciati legno e verniciati; bordatura poliuretana idrorepellente.

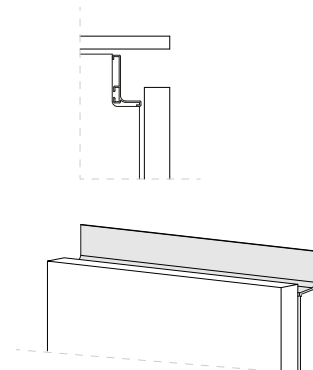
FRONTALI CANNETÈ: pannelli di particelle legnose sp16 mm certificati CARB-2 completati da cartella con lavorazione di cannettazione.

Structure characterised by three sides joined at 45° and straight top.

OPENING: groove with aluminium profile in white, black or titanium; horizontal.

FRONTS: CARB-02-certified 18 mm thick particleboard panels which have a melamine coating, are lacquered or have a painted wood veneer; water-repellent polyurethane edging.

CANNETÉ FRONTS: CARB-2-certified 16 mm thick particleboard panels with decorative canneté.



PENSILI E COLONNE

WALL UNITS AND TALL UNITS



Struttura caratterizzata da quattro lati con unione a 45°.

APERTURA: push pull

FRONTALI: pannelli di particelle di legno certificati CARB-02 sp 18 mm rivestiti con nobilitazione melaminica, laccati o impiallacciati legno e verniciati; bordatura poliuretana idrorepellente.

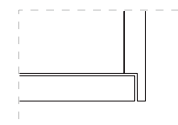
FRONTALI CANNETÈ: pannelli di particelle legnose sp16 mm certificati CARB-2 completati da cartella con lavorazione di cannettazione.

Structure characterised by four sides connected by a 45° joint.

OPENING: push-pull

FRONTS: CARB-02-certified 18 mm thick particleboard panels which have a melamine coating, are lacquered or have a painted wood veneer; water-repellent polyurethane edging.

CANNETÉ FRONTS: CARB-2-certified 16 mm thick particleboard panels with decorative canneté.



ELEMENTI A GIORNO

OPEN UNITS

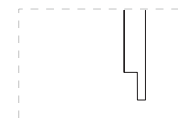


RIPIANI/DIVISIONI: pannelli di particelle di legno certificati CARB-02 sp 14 mm, rivestiti con nobilitazione melaminica o laccati; bordatura poliuretana idrorepellente

Nei moduli in essenza, laccato lucido o superfici UP l'interno del vano è sempre laccato opaco in tinta.

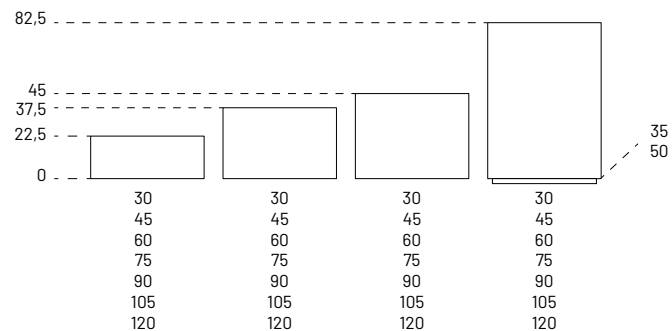
SHELVES/PARTITIONS: CARB-02-certified 14 mm thick particleboard panels which have a melamine coating or are lacquered; water-repellent polyurethane edging.

For wooden and glossy lacquered units and UP surfaces, compartments are matt lacquered on the inside in a matching finish.

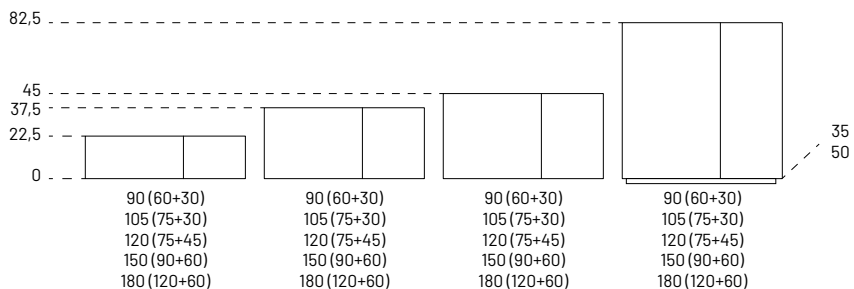


TRACCIA

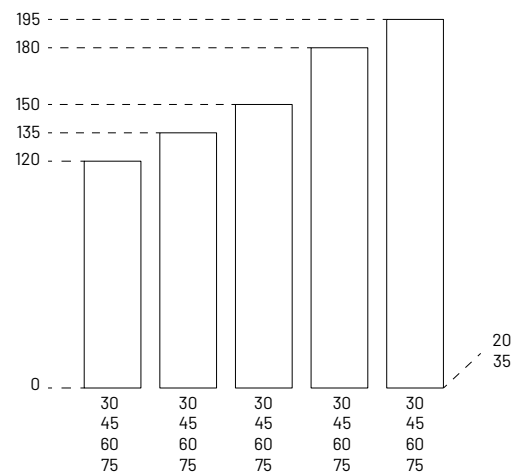
BASI BASE UNITS



BASI COMPOSTE MIXED BASE UNITS



COLONNE TALL UNITS



PENSILI WALL UNITS

