


SAIL

BASI BASE UNITS



APERTURA: tramite prensilità superiore del frontale che sporge dalla scocca anche lateralmente.

FRONTALI: pannelli di particelle di legno certificati CARB-02 sp 22 mm rivestiti con nobilitazione melaminica, laccati o impiallacciati legno e verniciati; bordatura poliuretana idrorepellente.

FRONTALI GRES: gres sp 6 mm incollato a pannello di particelle di legno certificato CARB-02 sp 14 mm rivestito con nobilitazione melaminica; bordatura poliuretana idrorepellente.

FRONTALI ALVEOLARE: pannello composito, formato da anima interna in greca di alluminio con lamine esterne ambo i lati in sp 15/10. Ottima resistenza alla flessione, resistenza all'acqua e al fuoco. Nelle finiture alluminio spazzolato oppure laccato.

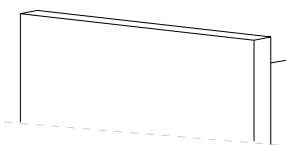
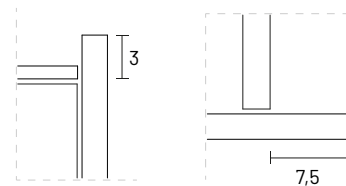


OPENING: upper grip on the front protruding from the structure to the side.


FRONTS: CARB-02-certified 22 mm thick particleboard panels which have a melamine coating, are lacquered or have a painted wood veneer; water-repellent polyurethane edging.

STONEWARE FRONTS: 6 mm thick stoneware bonded to CARB-02-certified 14 mm thick particleboard panels with a melamine coating; water-repellent polyurethane edging.

HONEYCOMB FRONTS: composite panel, consisting of an internal core of corrugated aluminium with external sheets on both sides 15/10 thick. Excellent flexural strength, water resistance and fire resistance. Available in a brushed aluminium or lacquered finish.



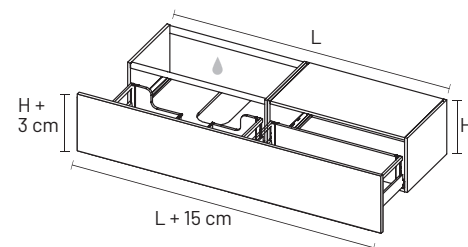
BASI ACCOSTATE CON FRONTALE UNICO BASE UNITS SIDE BY SIDE WITH SINGLE FRONT



Modularità composte da due scocche basi lavabo oppure base lavabo e base neutra accostate con frontale unico

Modular build consisting of two washbasin unit structures or a washbasin unit and neutral base unit side by side with a single front

L W	L basi W bases	L frontale W front
120	60+60	135
135	60+75	150
150	75+75	165
165	75+90	180
180	90+90	195
195	90+105	210
210	105+105	225
225	105+120	240
240	120+120	255



PENSILI E COLONNE WALL UNITS AND TALL UNITS



APERTURA: push pull oppure tramite prensilità laterale nei moduli con frontale sporgente lateralmente.

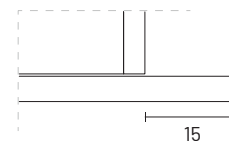
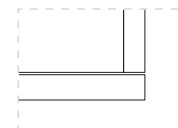
FRONTALI: pannelli di particelle di legno certificati CARB-02 sp 22 mm rivestiti con nobilitazione melaminica, laccati o impiallacciati legno e verniciati; bordatura poliuretana idrorepellente.

FRONTALI ALVEOLARE: pannello composito, formato da anima interna in greca di alluminio con lamine esterne ambo i lati in sp 15/10. Ottima resistenza alla flessione, resistenza all'acqua e al fuoco. Nelle finiture alluminio spazzolato oppure laccato.

OPENING: push-pull or side grip for units with fronts that protrude to the side.

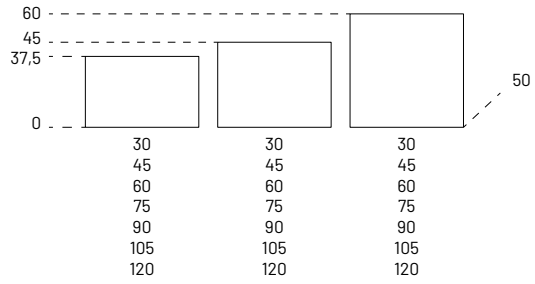
FRONTS: CARB-02-certified 22 mm thick particleboard panels which have a melamine coating, are lacquered or have a painted wood veneer; water-repellent polyurethane edging.

HONEYCOMB FRONTS: composite panel, consisting of an internal core of corrugated aluminium with external sheets on both sides 15/10 thick. Excellent flexural strength, water resistance and fire resistance. Available in a brushed aluminium or lacquered finish.

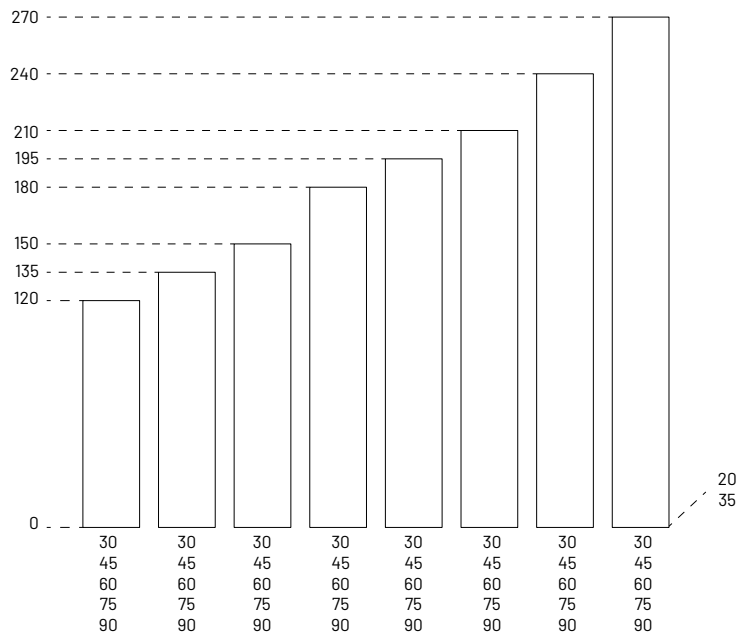


SAIL

BASI BASE UNITS



COLONNE TALL UNITS



PENSILI WALL UNITS

