

# LAPIS

## BASI

### BASE UNITS

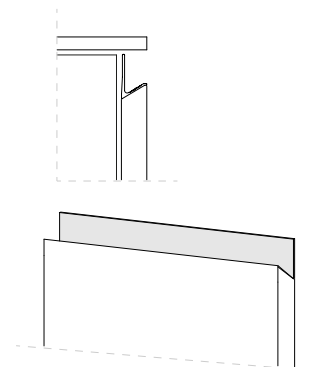


**APERTURA:** maniglia in alluminio disponibile nelle finiture bianco, nero e titanio; disposta orizzontalmente.

**FRONTALI:** pannelli di particelle di legno certificati CARB-02 sp 18 mm rivestiti con nobilitazione melaminica o laccati; bordatura poliuretana idrorepellente.

**OPENING:** aluminium handle available in white, black or titanium finishes; horizontal.

**FRONTS:** CARB-02-certified 18 mm thick particleboard panels which have a melamine coating or are lacquered; water-repellent polyurethane edging.



## BASI LAVABO CON CASSETTONE IN FOLDING

### WASHBASIN UNITS WITH FOLDING DEEP DRAWER

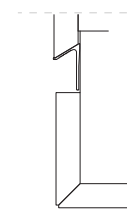


**APERTURA:** maniglia in alluminio disposta in verticale sul fianco del cassettone. Disponibile nelle finiture bianco, nero e titanio.

**FRONTALI:** pannelli di particelle di legno certificati CARB-02 sp 18 mm rivestiti con nobilitazione melaminica o laccati; bordatura poliuretana idrorepellente.

**OPENING:** vertical aluminium handle on the side of the deep drawer. Available in white, black and titanium.

**FRONTS:** CARB-02-certified 18 mm thick particleboard panels which have a melamine coating or are lacquered; water-repellent polyurethane edging.



## PENSILI E COLONNE

### WALL UNITS AND TALL UNITS

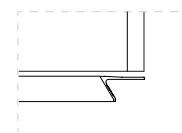


**APERTURA:** maniglia in alluminio disponibile nelle finiture bianco, nero e titanio. Disposta orizzontalmente nei pensili e in verticale nelle colonne.

**FRONTALI:** pannelli di particelle di legno certificati CARB-02 sp 18 mm rivestiti con nobilitazione melaminica o laccati; bordatura poliuretana idrorepellente.

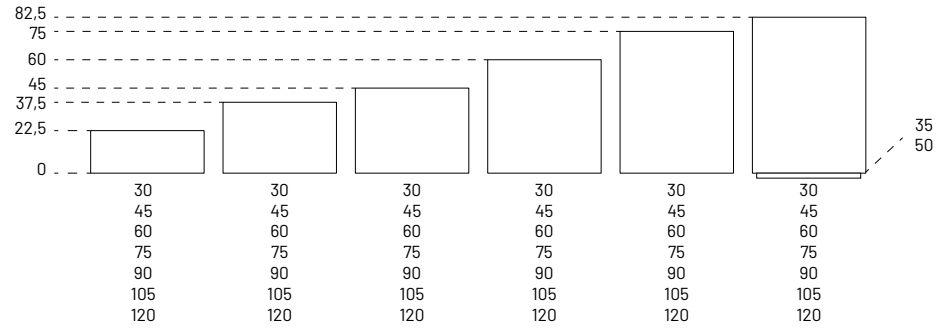
**OPENING:** aluminium handle available in white, black and titanium. Horizontal for wall units and vertical for tall units.

**FRONTS:** CARB-02-certified 18 mm thick particleboard panels which have a melamine coating or are lacquered; water-repellent polyurethane edging.

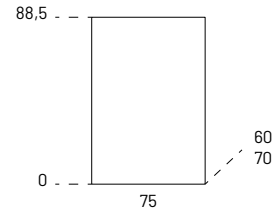


# LAPIS

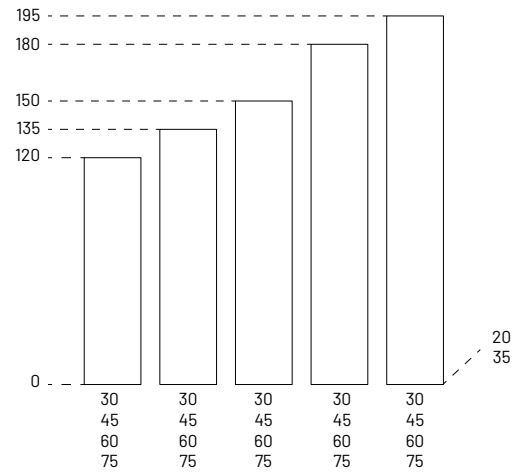
## BASI BASE UNITS



## BASI PORTALAVATRICE WASHING MACHINE BASE UNITS



## COLONNE TALL UNITS



## PENSILI WALL UNITS

